

北京东方雨虹防水技术股份有限公司

BEIJING ORIENTAL YUHONG WATERPROOF TECHNOLOGY CO., LTD.



2014 年年度报告

002271

		2014	12	31
	416,326,636	10		2.00
	0	10	10	
)				(

2014	1
	2
	8
	10
	13
	46
	59
	67
	68
	78
	87
	89
	233



1

2014

2

3

MDI SBS

2014

4

			002271
	BEIJING ORIENTAL YUHONG WATERPROOF TECHNOLOGY CO., LTD.		
	ORIENTAL YUHONG		
	2		
	101309		
	4		
	100123		
	www.yuhong.com.cn		
	stocks@yuhong.com.cn		

		4
	010-85762629	
	010-85762629	
	stocks@yuhong.com.cn	

	www.cninfo.com.cn



	2014	2013			2012	
	5,005,923,672.60	3,902,626,865.51	3,902,626,865.51	28.27%	2,978,570,323.20	2,978,570,323.20
	576,550,564.08	363,706,631.32	358,496,468.13	60.82%	188,662,710.95	188,662,710.95
	553,270,468.30	341,851,199.17	336,641,035.98	64.35%	164,449,579.34	164,449,579.34
	351,061,516.89	263,594,485.15	263,594,485.15	33.18%	383,825,845.26	383,825,845.26
/	1.59	1.04	1.04	52.88%	0.55	0.55
/	1.50	1.00	0.98	53.06%	0.55	0.55
	25.32%	25.36%	25.71%	-0.39%	16.19%	16.19%
	2014	2013			2012	
	5,141,218,866.06	3,520,051,366.85	3,520,832,891.33	46.02%	2,811,357,044.13	2,811,357,044.13
	3,436,505,556.26	1,681,288,789.06	1,589,242,572.76	116.24%	1,244,583,811.35	1,244,583,811.35

2

	2014	2013	2012	
	-392,605.94	-1,441,210.68	-1,788,081.26	
	27,399,092.00	29,605,013.23	33,342,305.09	
	165,674.10			
	67,380.00			
	439,381.11	529,782.06	-664,844.61	
	-552,137.24			
	3,709,949.16	6,676,445.23	6,537,433.42	
	136,739.09	161,707.23	138,814.19	
	23,280,095.78	21,855,432.15	24,213,131.61	--

1

1

1

2014

1

5,005,923,672.60	28.27%
576,550,564.08	60.82%

1

2

3

2014

40

4

58

625

8

20%

2

单位：元			
项目	2014年度	2013年度	本年比上年增长情况
主营业务收入	4,970,783,295.60	3,873,291,406.71	28.33%
其他业务收入	35,140,377.00	29,335,458.80	19.79%
合计	5,005,923,672.60	3,902,626,865.51	28.27%

28.27%

			2014	2013	
			161,480,338.51	131,529,786.63	22.77%
			162,979,975.5	128,714,092.45	26.62%
			6,895,777.4	5,396,140.41	27.79%

30%

	944,371,015.42
	18.87%

5

1		459,510,134.37	9.18%
2		238,846,279.52	4.77%
3		112,405,114.04	2.25%
4		78,473,684.40	1.57%
5		55,135,803.09	1.10%
	--	944,371,015.42	18.87%

3

		2014		2013		
		2,367,451,551.74	93.02%	2,007,745,461.46	94.42%	17.92%
		55,538,143.28	2.18%	37,354,754.18	1.76%	48.68%
		33,839,278.12	1.33%	19,628,476.49	0.92%	72.40%
		88,255,428.83	3.47%	61,669,805.49	2.90%	43.11%
		133,676,502.34	26.12%	93,343,386.58	25.04%	43.21%
		313,413,055.27	61.24%	227,095,811.13	60.92%	38.01%
		43,705,870.22	8.54%	36,010,268.15	9.66%	21.37%
		20,982,911.93	4.10%	16,327,637.11	4.38%	28.51%
		116,547,183.58	85.26%	69,250,969.67	83.80%	68.30%
		9,641,942.03	7.05%	5,940,175.38	7.19%	62.32%
		10,506,918.94	7.69%	7,451,019.59	9.01%	41.01%

		2014		2013		

		1,686,693,725.75	92.97%	1,435,059,130.82	94.42%	17.53%
		35,191,403.29	1.94%	22,798,016.27	1.50%	54.36%
		27,731,727.16	1.53%	16,110,598.16	1.06%	72.13%
		64,639,513.32	3.56%	45,900,006.09	3.02%	40.83%
		680,757,826.00	93.15%	572,686,330.65	94.42%	18.87%
		20,346,739.99	2.78%	14,556,737.91	2.40%	39.78%
		6,107,550.96	0.84%	3,517,878.33	0.58%	73.61%
		23,615,915.50	3.23%	15,769,799.40	2.60%	49.75%
		133,676,502.34	26.12%	93,343,386.58	25.04%	43.21%
		313,413,055.27	61.24%	227,095,811.13	60.92%	38.01%
		43,705,870.22	8.54%	36,010,268.15	9.66%	21.37%
		20,982,911.93	4.10%	16,327,637.11	4.38%	28.51%
		116,547,183.58	85.26%	69,250,969.67	83.80%	68.30%
		9,641,942.03	7.05%	5,940,175.38	7.19%	62.32%
		10,506,918.94	7.69%	7,451,019.59	9.01%	41.01%

2014

		1,114,384,094.62
		23.52%

5

1		594,882,340.13	12.56%
2		215,944,830.74	4.56%
3		129,060,130.96	2.72%
4		88,032,192.94	1.86%
5		86,464,599.85	1.82%
	--	1,114,384,094.62	23.52%

4

							单位：万元	
61	销售费用	47,740.01	9.54%	39,934.66	19.55%	1.56%	30,799.17	
86	管理费用	51,266.89	10.24%	35,517.72	44.34%	3.15%	24,355.39	
		-0.15%	0,314.52	0,000.19	1.14%	0,420.30	-10,383.17	
		0.10%	3,134.02	所得税费用	6,989.26	1.38%	7,364.59	-6.45%
		4.47%	14,304.31	合计	111,589.36	22.28%	39,227.44	28.98%

15749.17

44.34%

5,552.31

3,727.39

5

	2014年	2013年	2012年
研发投入金额(元)	225,020,045.27	154,465,635.11	109,278,169.36

6

	2014	2013	
	5,457,129,085.16	4,394,359,937.77	24.18%
	5,106,067,568.27	4,130,765,452.62	23.61%
	351,061,516.89	263,594,485.15	33.18%
	40,535,450.16	23,129,971.44	75.25%
	535,955,092.59	366,020,177.09	46.43%
	-495,419,642.43	-342,890,205.65	-44.48%
	2,676,020,331.78	1,294,168,378.71	106.78%

	2,008,754,068.79	1,249,439,464.99	60.77%
	667,266,262.99	44,728,913.72	1,391.80%
	522,964,861.12	-34,730,110.99	1,605.80%

30%

33.18%

75.25%

46.43%

30%

106.78%

60.77%

1391.80%

1605.8%

	4,009,774,356.43	2,545,084,401.97	36.53%	23.83%	19.69%	2.20%
	757,490,897.05	511,778,339.76	32.44%	41.15%	37.29%	1.90%
	203,518,042.12	136,696,044.55	32.83%	106.67%	65.41%	16.75%
	4,970,783,295.60	3,193,558,786.28	35.75%	28.33%	23.69%	4.64%
	2,724,083,482.36	1,814,256,369.52	33.40%	25.11%	19.37%	3.20%
	1,285,690,874.07	730,828,032.45	43.16%	21.21%	20.49%	0.34%
	757,490,897.05	511,778,339.76	32.44%	41.15%	37.29%	1.90%

	203,518,042.12	136,696,044.55	32.83%	106.67%	65.41%	16.75%
	4,970,783,295.60	3,193,558,786.28	35.75%	28.33%	23.69%	4.64%

1

1

2.	0.00	67,380.00	0.00	0.00			67,380.00
	0.00	67,380.00	0.00	0.00			67,380.00
	0.00	67,380.00	0.00	0.00	0.00	0.00	67,380.00
	0.00	0.00	0.00	0.00	0.00	0.00	0.00

1

2

2009 11

3

4

5

150

800

/

6

1

1

200,173,098.20	80,000,000.00	250.22%
		100.00%
		100.00%
		100.00%
		100.00%

2

3

4

2

1

2

3

3

1

					170,263.95
					62,231.99
					106,796.59
					0
					13,000
					7.64%
2010	45,141.05	0		44,564.60	159.45
	735.90	2014	125,122.90	62,231.99	62,231.99
		62,890.91			

	--	170,263.95	170,263.95	62,231.99	106,796.59	--	--	12,622.34	--	--
	--	0	0	0	0	0.00%	--	--	--	--
	--	0	0	0	0	0.00%	--	--	--	--
	--	0	0	0	0	--	--	0	--	--
	--	170,263.95	170,263.95	62,231.99	106,796.59	--	--	12,622.34	--	--

	2010			7,986.56
	2011 1 14		1,000	4
	4,954.65		1,000	2
	3,031.91			
	2011 0005			

	2010	1,000	496.05	,

2010			1,000		4
	1,000		2		1,000
1,000		2014		4,000	4
	2,000		4	9	1
	2,000				

3

		(1)		(2)	(3)=(2)/(1)				
1,000	2,000	17,394.29	0	17,154.44	98.62%	2012	12	3,222.98	
4	4					31			
1,000	2,000	14,746.76	0	14,892.37	100.99%	2013	12	369.61	
2	2					31			
1,000	2,000	5,000	0	4,503.95	90.08%	2013	12	3,484.35	
	2,000					31			

	2								
1,000	2,000 4	8,000	0	8,013.84	100.17%	2013 09 30	2,078.28		
	--	45,141.05	0	44,564.6	--	--	9,155.22	--	--
			2011 3 15				1		
				2,000		4			1,000
				8,000		17.72%			
			2				2,000		
			2			1,000			
							5,000		
			11.08%						
				2011				2012 9 11	
()									
							1,000		
						8,000			
			17.72%					2011 9 27 ,	2011
				2012 7 24					
								1,000	
								3000	
								2012	
				1,000		4			
()									

		160,000,000	908,421,703	426,118,629	945,244,722	107,214,660	99,873,598.
		.00	.70	.74	.55	.18	88
		150,000,000	339,388,182	285,134,547	505,112,276	70,072,628.	61,348,049.
		.00	.83	.39	.55	17	16
		110,000,000	428,928,265	282,483,471	641,290,564	81,908,921.	70,186,646.
		.00	.16	.08	.00	82	98
		100,000,000	435,375,347	128,236,372	184,642,672	9,432,747.4	8,575,857.1
		.00	.92	.36	.31	0	7

100,000,000 289,070,106

00

				80,000,000.00	78,844,012.57	78,795,120.57		-1,545,468.82	-1,183,832.93
				1,000,000.00	27,354,692.47	1,853,932.63	37,611,609.94	1,785,208.60	1,515,160.33
				50,000,000.00		-68,054.30		-68,054.30	-68,054.30
				150,000,000.00	184,656,832.60	146,698,164.30		-3,583,167.99	-2,741,727.66

2365.55

2569.44

1863.12

6891.67

857.59

6134.80

506.11

1863-4<-4<0A7A1 12 Tf 1 0 0 1 74.7 241.64 T 41w14-4<0A7A1 11403D1CE29E007F008m0.48 re

SBS/APP

1

1

0A460B04AFAdB414.04082A DFE4B77352F51524C42B584099]8D002C42 C42B58422

2014

2014 4 15

2

2014-2020

2020

60%

45%

2020

25

6

42

3

2013

2014

2014

6300

4

7200

4

8000

2010 8426.52

50%			
	860		
[2014]27		5	
			10
2014-2015		172	

20

1

2

3

4

5

2015

1

2015

2

2015

3

2015

4

2015

5

2015

6

2015

BI

MES

7

2015

8

2015

56,269,553

2014 8

12.5

1

2014

2

3

MDI SBS

2014

4

5

2014 1 7 39 40 39 40 41 41 2 2 9 9 30 30 33 33 37 37 37 2014 2014 7 1

[2014]15

	2	-33,000,000.00
		33,000,000.00
22		
		69,010,890.00
[2014]15		69,010,890.00
		7,879,258.80
		-4,689,146.87

		-521,016.32	
		2,669,095.61	
		781,524.48	
		781,524.48	
	30	-33,700,000.00	
A		33,700,000.00	
B			
		-92,046,216.30	-
		-5,210,163.19	-
		-2,669,095.61	-5,210,163.19
		-17,825,163.11	86,836,053.11
		-	-
		-	-
		-	-
		-76,890,148.80	-92,046,216.30
		-7,879,258.80	-5,210,163.19

3 2014

	2014	12	31	416,326,636	10	
2.00				83,265,327.20		10
10			416,326,636			



	83,265,327.20		10	10
	416,326,636	832,653,272		
		-		
2013		3		
		2014 -2016		

2014

2015 4 28

www.cninfo.com.cn

2014 01 22				SMC	2013 1-9

2014 06 24					2013

;

2014 09 02

1

2

3

1	2012	10	10							
						1800				
					34352	5.24%				
1684		93.556%		116		6.444%				
		287				7.03	/			
2								2013	7	5
						1800				
34352	5.24%			1730.2		96.12%		69.8		
	3.878%					287		344		
					7.03	/				
3	2013	7	22	2013						
4	2013	8	19							
								344		311

2013

2013

26

6.83 /

26

6%

345.28

26

47.6917

2014 9 30

	2013	2014	2015	2016	2017
12344.11	2930.68	6728.70	1950.94	532.97	200.82

1

2

3

4

5

1

1

2

3

2

	2014 03 18	5,000	2014 06 05	0				
	2013 04 13	23,000	2013 12 12	10,000				
	2013 04 13	6,000	2014 01 09	1.03				
	2014 03 18	3,000	2013 11 14	30				
	2014 03 18	5,000	2014 06 06	681.43				
	2014 03 18	9,000	2013 09 04	7.08				
	2014 03 18	1,500	2013 11 08	254.3				

A1+B1	150,000	A2+B2	52,160.93
A3+B3	150,000	A4+B4	22,969.02
A4+B4		6.68%	

1

3

4

1 **5%**

			2008 01 08		

--	--	--	--	--	--

			2014 08 18		

2014 8 18

9

2014 8 20

2015 8 19

2

	98
	8

A

19,100,699.77

2013 9 6 A A

A

2013 9 26 2013 A

2014 1 2

2014 5 12 2014 6 11

[2014]590 5,700

22.63 / 56,269,553 9

1,273,379,984.39 1,251,228,980.07 2014

8 20

2014 8 18 www.cninfo.com.cn

2014 6 20

2014 8 21

5000

15.78

2014 9 10

2014

2014 6 21

2014 8 22

2014 9 11

www.cninfo.com.cn

	148,712,561	41.33%	56,967,553			-7,606,609	49,360,944	198,073,505	47.58%
2			11,757,224			0			

1 2014 7 14

2013

2014 7 14

19 69.8

2 2014 8 21

302

391.7083

2013

2013

2013

26

3 2013 9 6

A

A

A

A

2013 9 26

2013

2014 1 2

2014 5 12

2014 6 11

[2014]590

5,700

1

2014 8

2

2014 9

3 2014 8

359,836,000

416,326,636

1

	2013 08 19	6.83	16,316,000	2013 09 05	16,316,000	
	2014 07 14	12.80	698,000	2014 08 08	698,000	
	2014 08 01	22.63	56,269,553	2014 08 20	56,269,553	

1

2013 7 22 2013

2013 8 19

311

1,631.6	6.83 /	2013 9 5	
2	2013	2014 7 14	19
	69.8	12.80 /	
2014 8 8			
3			
	[2014]590	2014 8	
A 56,269,553	1	22.63 /	
1,273,379,984.39		22,151,004.32	
1,251,228,980.07		2014 8 20	
2			
2014	19	698,000	
56,269,553		2014 8 20	12
		3,917,083	
		476,917	
		359,836,000	416,326,636
3			
1			
	15,409		

		5				8	
		5%		10			
		31.70%	131,991,852	100,000,000	31,991,852		93,400,000
		6.42%	26,728,884	-2,700,000	22,071,663	4,657,221	21,000,000
		3.32%	13,832,111	-1,795,780	13,832,111		
		2.41%	10,036,718	5,822,086	2,841,051	7,195,667	
		2.34%	9,724,919	9,724,919	0	9,724,919	
LOF		1.88%	7,844,722	7,844,722	0	7,844,722	
		1.44%	6,014,847	6,014,847	6,014,847	0	
		1.40%	5,808,859	-127,763	4,540,466	1,268,393	4,000,000
		1.38%	5,742,377	5,742,377	5,742,377	0	
1		1.36%	5,656,208	5,656,208	5,656,208	0	
10							
3							
		1					2

10			
		31,991,852	31,991,852
		13,832,111	13,832,111
		9,724,919	9,724,919
LOF		7,844,722	7,844,722
		7,195,667	7,195,667
		5,000,000	5,000,000
		4,727,722	4,727,722
		4,657,221	4,657,221
		4,649,700	4,649,700
		4,499,908	4,499,908
10			
10	1		2
10			
10			
4			


10

10

10

10

2



4

10%

				50	2013 25	02	2016 24	02	131,991,85 2			131,991,85 2
				49	2013 25	02	2016 24	02	29,428,884			

				55	2013 13	03	2016 24	02	775,396	147,000	628,396
				42	2013 13	03	2016 24	02	200,000	30,000	170,000
				45	2013 13	03	2016 24	02	200,000	16,600	183,400
				46	2014 20	11	2016 24	02	0		0
	--	--	--	--	--	--	--	--	173,203,790	88,000	3,879,152
											169,412,638

5

1

1965

2003 7

2005

1966

1964

1965

1973

EMBA

1971

1955

1957

1963

2

1963

1940

1977

3

1969

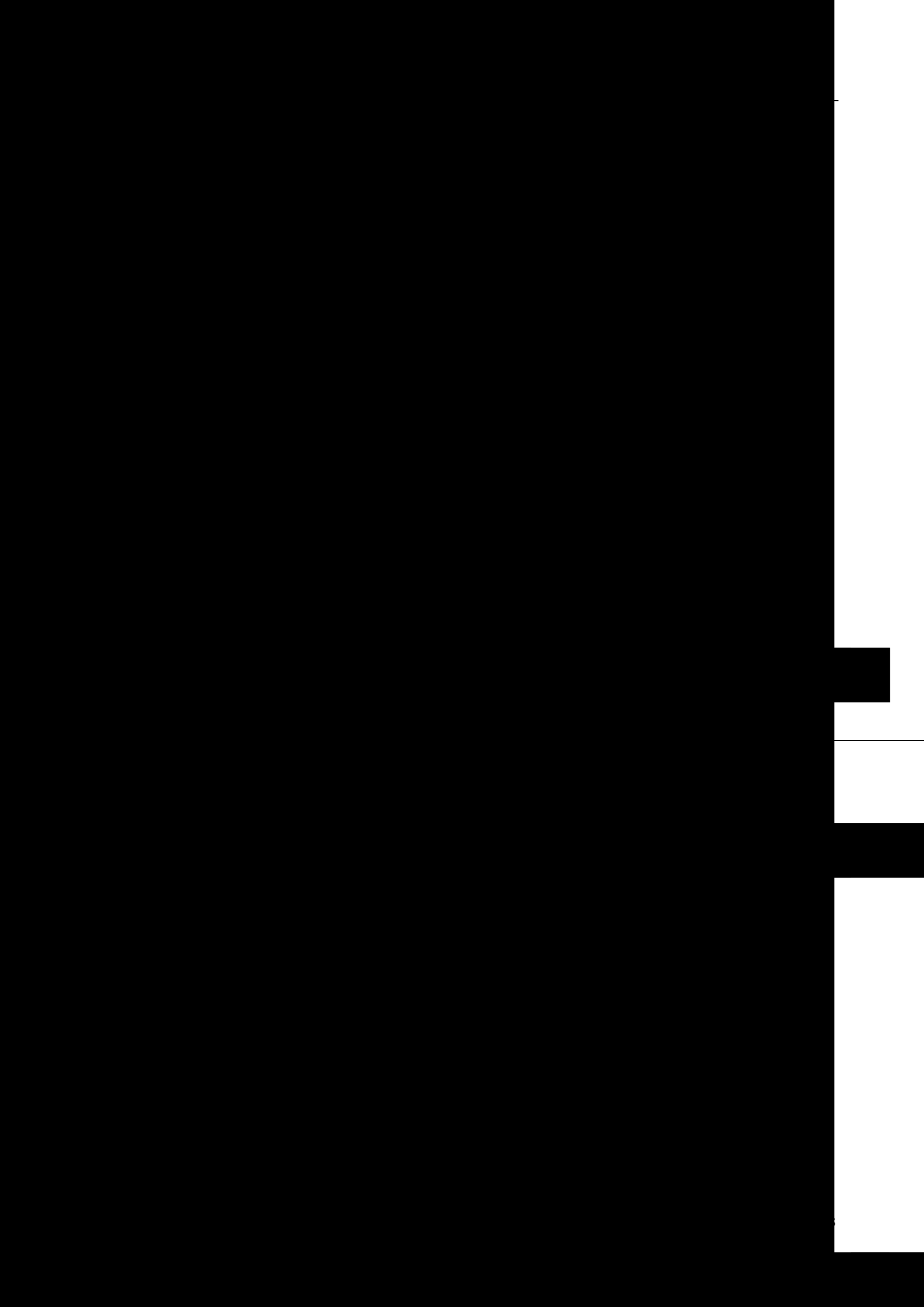
1977

1960

1973

1970

--	--	--	--	--	--



			50		81.05		81.05
			49		48		48
			51		144.74		144.74
			50		48		48
			42		152.45		152.45
			44		135.09		135.09
			52		3.33		3.33
			52		5		5
			60		5		5
			58		1.67		1.67

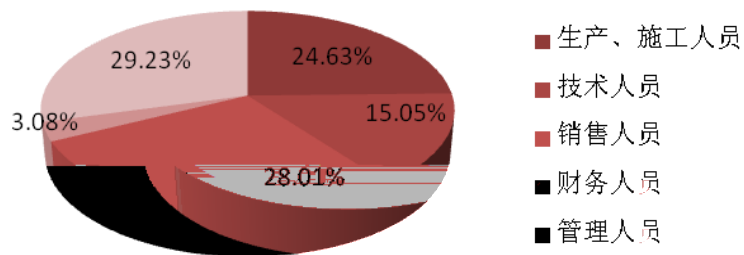
2014 12 31

3602

0

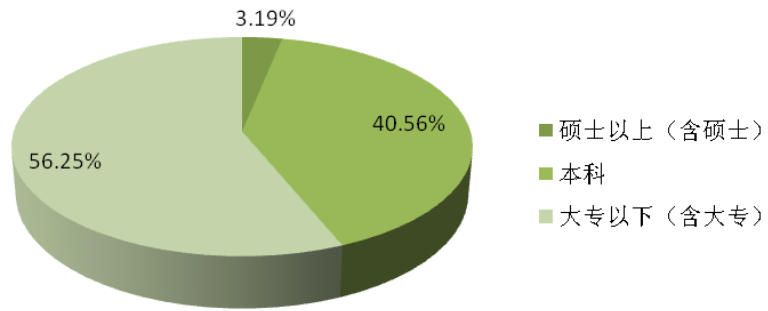
	887	24.63%
	542	15.05%
	1009	28.01%
	111	3.08%
	1053	29.23%
	3602	100.00%

人员结构表



	115	3.19%
	1461	40.56%
	2026	56.25%

员工受教育程度



1

6

7

8

9

10

<http://www.cninfo.com.cn>

1

2014

35

4

2014 2 14

<http://www.cninfo.com.cn>

2 2011 12 28

					http://www.cninfo.com.cn
2013	2014 04 09	2014		2014 04 10	http://www.cninfo.com.cn
2013	2014 04 09	2013		2014 04 10	http://www.cninfo.com.cn



巨潮资讯

www.cninfo.com.cn

中国证监会指定信息披露网站

3

2

1

2014

2013

2014

2014% 00TCP 00JBg2@ HEC@ @ N@ C1P0

1

2

2

1

1-3

9

1

2

3

4

5

	2015 04 28
	(http://www.cninfo.com.cn)

2014 12 31	
	2015 04 28
	(http://www.cninfo.com.cn)

2010 5 13

	2015 04 27
	2015 110ZA3780

2014 12 31

2014

1

2

2014 12 31

2014

1

2014 12 31

	969,218,480.55	414,072,718.95
	67,380.00	
	256,643,613.74	58,447,611.91
	1,542,413,536.94	1,218,979,544.71
	74,418,485.69	159,658,464.55
	72,416,865.68	56,487,897.20
	626,187,297.68	489,872,144.64

	29,854,682.94	31,963,923.78
	3,571,220,343.22	2,429,482,305.74
	33,000,000.00	33,000,000.00
	902,689,727.65	710,684,612.07

	215,644,069.97	212,598,954.45
	23,008,288.46	8,312,169.58
	164,000,214.62	171,391,689.10
	7,879,258.80	5,210,163.19
	2,384,400.00	
	198,258,456.26	115,604,570.87
	1,572,277,049.89	1,811,373,819.49
	3,363,039.46	600,000.00
	33,700,000.00	13,430,000.00
	702,108.48	
	69,010,890.00	86,836,053.11
	106,776,037.94	100,866,053.11
	1,679,053,087.83	1,912,239,872.60
	416,326,636.00	359,836,000.00

	1,811,466,627.47	543,102,807.16
	69,010,890.00	86,836,053.11

	1,143,175,945.97	1,487,255,438.79
	10,744,000.00	13,430,000.00
	702,108.48	
	69,010,890.00	86,836,053.11
	80,456,998.48	100,266,053.11
	1,223,632,944.45	1,587,521,491.90
	416,326,636.00	359,836,000.00
	1,792,164,619.25	524,788,616.04
	69,010,890.00	86,836,053.11
	79,740,153.98	57,317,916.51
	426,472,842.21	296,639,904.99
	2,645,693,361.44	1,151,746,384.43
	3,869,326,305.89	2,739,267,876.33

3

	5,005,923,672.60	3,902,626,865.51

	5,005,923,672.60	3,902,626,865.51
	4,386,084,869.94	3,495,713,882.30
	3,221,923,407.42	2,583,621,674.12
	72,690,210.40	55,475,925.52
	477,400,112.63	399,346,646.81
	512,668,942.23	355,177,230.41
	56,841,939.14	69,314,767.06
	44,560,258.12	32,777,638.38
	67,380.00	
	3,947,862.76	3,000,000.00
-		
	623,854,045.42	409,912,983.21
	28,570,541.89	30,782,897.60
	85,254.46	386,559.42
	959,000.62	2,089,312.99
	477,860.40	1,827,770.10
	651,465,586.69	438,606,567.82
	68,892,644.60	73,645,893.14
	582,572,942.09	364,960,674.68
	576,550,564.08	358,496,468.13
	6,022,378.01	6,464,206.55

1.		
2.		
1.		
2.		
3.		
4.		
5.		
6.		
	582,572,942.09	364,960,674.68
	576,550,564.08	358,496,468.13
	6,022,378.01	6,464,206.55
	1.59	1.04
	1.50	0.98
	0.00	0.00

2.		
3.		
4.		
5.		
6.		
	224,222,374.69	132,544,265.17

5

	5,300,794,481.19	4,241,665,873.99
	94,109.02	1,608,584.27
	156,240,494.95	151,085,479.51
	5,457,129,085.16	4,394,359,937.77

	3,715,051,495.09	3,041,864,303.79
	380,607,875.95	319,443,324.02
	399,569,486.34	245,198,937.40
	610,838,710.89	524,258,887.41
	5,106,067,568.27	4,130,765,452.62
	351,061,516.89	263,594,485.15
	4,500,000.00	3,000,000.00
	489,201.19	1,758,242.39
	35,546,248.97	18,371,729.05
	40,535,450.16	23,129,971.44
	535,289,762.55	366,020,177.09
	665,330.04	
	535,955,092.59	366,020,177.09
	-495,419,642.43	-342,890,205.65
	1,260,163,380.07	111,438,280.00
	1,394,070,000.00	1,173,330,000.00

	21,786,951.71	9,400,098.71
	2,676,020,331.78	1,294,168,378.71
	1,848,340,000.00	1,087,529,198.90
	126,613,658.67	136,879,141.39
	33,800,410.12	25,031,124.70
	2,008,754,068.79	1,249,439,464.99
	667,266,262.99	44,728,913.72
	56,723.67	-163,304.21
	522,964,861.12	-34,730,110.99
	279,774,302.41	314,504,413.40
	802,739,163.53	279,774,302.41

6

	3,828,078,682.84	3,121,164,031.40
	599,450,502.68	53,332,078.66
	4,427,529,185.52	3,174,496,110.06
	2,965,320,122.52	2,327,772,848.19
	181,788,546.11	182,670,025.74
	183,347,032.84	114,274,329.94
	332,691,442.32	381,314,198.00
	3,663,147,143.79	3,006,031,401.87
	764,382,041.73	168,464,708.19

	454,681.98	80,600.00
	2,929,402.69	15,594,033.85
	3,384,084.67	15,674,633.85
	62,615,616.50	18,701,280.77
	200,000,000.00	210,000,000.00
	824,045,330.04	
	1,086,660,946.54	228,701,280.77
	-1,083,276,861.87	-213,026,646.92
	1,260,163,380.07	111,438,280.00
	1,121,270,000.00	973,330,000.00
		9,400,098.71

	359,836,000.00				543,102,807.16	86,836,053.11			57,317,916.51		715,821,902.20	19,350,445.97	1,608,593,018.73

2014

			-71,967, 200.00		-71,967, 200.00

67			44,063,489.99		439,283,860.59	12,761,533.31	1,257,345,344.66	
69	86,836,053.11		13,254,426.52		276,538,041.61	6,588,912.66	351,247,674.07	
					358,496,468.13	6,464,206.55	364,960,674.68	
69	86,836,053.11					124,706.11	54,990,999.39	
2,0	86,836,053.11					124,706.11	24,726,933.00	
4,9							30,264,066.39	
			13,254,426.52		-81,958,426.52		-68,704,000.00	
			13,254,426.52		-13,254,426.52			

1													
2													
	359,836,000.00				543,102,807.16	86,836,053.11			57,317,916.51		715,821,902.20	19,350,445.97	1,608,593,018.73

8

4												
										22,422,237.47	-94,389,437.47	-71,967,200.00
1										22,422,237.47	-22,422,237.47	
2											-71,967,200.00	-71,967,200.00
3												

	16,316,000.00				125,511,052.50	86,836,053.11			13,254,426.52	50,585,838.65	118,831,264.56
										132,544,265.17	132,544,265.17
	16,316,000.00				125,511,052.50	86,836,053.11					54,990,999.39
1	16,316,000.00				95,122,280.00						111,438,280.00
2											
3					30,388,772.50	86,836,053.11					-56,447,280.61

		()		
	1998 3 30		300		
2000 10 12			[2000]126		
	2000 8 31		2,472.5	1 1	
				2000	
10 13	1100002604378				
	2007		2007 6 30	2,472.5	
		10 6	1,483.5		
	3,956				
	2007				
[2008]927	2008 9 1				
		1,320			
				[2008]131	
		2008 9 10			
	002271			5,276	
	2008		2008 12 31	5,276	
	10	5	2,638		
7,914					
	2009		2009 12 31	7,914	
	10	10	7,914		
15,828					
	2010				

[2010]1816

2010 12 29 1,348 17,176

2010 2010 12 31 17,176

10 10 17,176

34,352

2013

A 1,800 1,730.20

69.80

1,631.60 1.00

311 35,983.60

2013

A 69.80 1.00

36,053.40

2013

[2014]590

2014 8 8 5,626.9553

41,680.3553

2014 10 15

110000006043786

2013

47.6917 1.00

2014 9 30

2015 4 27

2015 4 27



2

1 1 12 31

3

12

4

5

1

/

/

/

/

2

22

3

6

1

2

/

3

4

/

7

8

9

1

2

11

3

4

5

10

6

-

-

	50%	50%	12
12			
	12	12	
12			

7

8

10

1

	1,000	1,000

2

1	1	5.00%
1	2	10.00%
2	3	30.00%
3	4	50.00%
4	5	80.00%
5		100.00%

	0.00%	0.00%

3

11

1

2

3

4

5

12

1

2

22

22

2007 1 1

3

20% 20% 50%

20%

4

19

13

1

2

		10-20	5.00%	4.75-9.5
		5-10	5.00%	9.5-19
		5-10	5.00%	9.5-19
		5-10	5.00%	9.5-19

3

14

19

15

1

2

3

129

3

16

1

19

2

17

18

19

1

2

4

20

1

2

3

21

1

2

	A	B	C
D	E	F	

3

4

22

1

C

A

D

B

C A B D

2

23

1

2

24

/

1

2

1

2

25

1

1

2

2

1

2

26

1

27

1

2		

[2014]15

	30	-33,700,000.00
A		33,700,000.00
B		
		<hr/>
		<hr/>
		-92,046,216.30
		-

		3% 5%
		1% 5% 7%
		25%
		3% 5%

2

2014 10 30

GR201411000433

2014 2016 15%

2012 5

24

GR201211000498

2012 2014 15%

2012 6

13

GR201221000030

2012 2014 15%

2012

9 23

GF201231000282

2012 2014 15%

2013

144

12 3

GR201332001181

2013 2015 15%

2014 9

23

GF201443000028

2014 2016 15%

1

	373,602.76	434,865.76
	798,040,890.81	279,339,436.65
	170,803,986.98	134,298,416.54
	969,218,480.55	414,072,718.95

2014 12 31

45,169,869.72 88,898,023.84 27,407,795.27

1,003,628.19 4,000,000.00 166,479,317.02

2

	67,380.00	
	67,380.00	
	67,380.00	

3

1

	30,604,662.43	23,461,058.47
	226,038,951.31	34,986,553.44
	256,643,613.74	58,447,611.91

2

	156,260,000.00
	156,260,000.00

3

	199,615,514.35	
	199,615,514.35	

4

1



1				
1	1	1,325,274,399.82	66,263,861.05	5.00%
1		1,325,274,399.82	66,263,861.05	5.00%
1	2	235,251,262.72	23,525,126.26	10.00%
2	3	77,400,535.26	23,220,161.37	30.00%
3	4	28,591,843.81	14,295,921.92	50.00%
4	5	16,002,829.65	12,802,263.72	80.00%
5		14,601,779.29	14,601,779.29	100.00%
		1,697,122,650.55	154,709,113.61	9.12%

2

42,251,442.90

0.00

3

	1,050,444.87

4

476,159,256.97

28.02%

1	2	16,829,633.61	1,682,963.36	10.00%
2	3	4,070,291.70	1,221,087.51	30.00%
3	4	1,114,414.51	557,207.26	50.00%
4	5	595,651.18	476,520.95	80.00%
5		2,002,455.27	2,002,455.27	100.00%
		81,185,766.00	8,768,900.32	10.80%

2

2, 228, 031. 01

0. 00

3

	40,292,177.79	26,512,623.04
	16,632,304.68	11,317,513.11
	15,118,052.34	14,384,371.23
	8,579,908.85	10,969,892.00
	2,486,608.80	1,767,653.59
	83,109,052.46	64,952,052.97

4

		5,265,678.02	1 2	6.34%	526,567.80
		3,507,097.60	2	4.22%	277,881.33
		3,292,457.00	1	3.96%	164,622.85
		3,237,000.00	3	3.90%	483,700.00
		2,480,000.00	1 2	2.98%	248,000.00
	--	17,782,232.62	--	21.40%	1,700,771.98

7

1

	267,988,375.16	101,411.93	267,886,963.23	234,126,946.68	234,126,946.68
	172,330,135.97		172,330,135.97	144,257,420.10	144,257,420.10
	168,744,917.76	522,205.21	168,222,712.55	104,410,975.66	542,832.93 103,868,142.73
	117,818.90		117,818.90	97,363.43	97,363.43
	17,629,667.03		17,629,667.03	7,522,271.70	7,522,271.70

	626,810,914.82	623,617.14	626,187,297.68	490,414,977.57	542,832.93	489,872,144.64
--	----------------	------------	----------------	----------------	------------	----------------

2

		101,411.93				101,411.93
	542,832.93			20,627.72		522,205.21
	542,832.93	101,411.93		20,627.72		623,617.14

3

	3,188,497,199.54
	698,714,741.30
	522,205.21
	3,718,467,023.08
	168,222,712.55

8

	29,561,825.69	31,649,603.66
	292,857.25	314,320.12
	29,854,682.94	31,963,923.78

9

1

	33,000,000.00		33,000,000.00	33,000,000.00		33,000,000.00
	33,000,000.00		33,000,000.00	33,000,000.00		33,000,000.00
	33,000,000.00		33,000,000.00	33,000,000.00		33,000,000.00

2

	33,000,000.00			33,000,000.00					15.00%	4,500,000.00

	33,000,000			33,000,000					--	4,500,000.
	.00			.00						00

10

1

1.						

3					713.04	713.04
3.	158,127.70	641,522.10		937,386.49	1,224,085.95	2,961,122.24
1						

	65,476,261.47	
	103,948,017.56	

2014 12 31

4,595,567.66

11
1

	64,558,876.77		64,558,876.77			
	63,096,700.47		63,096,700.47	775,196.24		775,196.24
	28,106,380.79		28,106,380.79	5,644,757.30		5,644,757.30
	16,513,948.54		16,513,948.54			
	2,403,036.69		2,403,036.69	523,634.48		523,634.48
	2,293,637.56		2,293,637.56			
	2,237,928.29		2,237,928.29			

	88,675.00		88,675.00	83,675.00		83,675.00
	66,740.20		66,740.20	48,040.20		48,040.20
				56,328,204.19		56,328,204.19
	179,365,924.31		179,365,924.31	63,403,507.41		63,403,507.41

2

--	--	--	--	--	--	--	--	--	--	--	--	--

94,700,0	71,359,0	6,800,16	64,558,8	75.35%	90%	0.00	0.00	0.00%
00.00	41.96	5.19	76.77					

--	--	--	--	--	--	--	--	--	--	--	--	--	--

62,920,0	41,501,9	24,664,2	323,731.	16,513,9									
00.00	16.46	36.39	53	48.54	65.96%	75%			0.00				

1.	189,034,703.62			4,014,900.20	193,049,603.82
2.	80,582,326.91			2,191,849.88	82,774,176.79
1	80,582,326.91			2,191,849.88	82,774,176.79
2					
3					
3.	689,700.00			206,803.42	896,503.42
1	689,700.00			206,803.42	896,503.42
4.	268,927,330.53			5,999,946.66	274,927,277.19
1.	7,643,613.68			938,884.64	8,582,498.32
2.	4,801,160.39			421,177.03	5,222,337.42
1	4,801,160.39			421,177.03	5,222,337.42
3.	135,640.96			64,720.64	200,361.60
1	135,640.96			64,720.64	200,361.60
				1,295,341.03	13,604,474.14

3.

	13,469,206.10					13,469,206.10
	13,469,206.10					13,469,206.10

2

	0.00	0.00	0.00	0.00	0.00	0.00
	0.00	0.00	0.00	0.00	0.00	0.00

5

4.00%

10.20%

14

	870,156.11	3,791,908.53	1,220,903.64	3,441,161.00
	539,411.25		221,091.43	318,319.82
	1,409,567.36	3,791,908.53	1,441,995.07	3,759,480.82

15

/

1

	163,052,166.45	25,498,849.97	126,559,339.33	19,790,117.09
	13,438,513.83	3,359,628.46		



	230,000,000.00	240,000,000.00
	309,060,000.00	753,330,000.00
	21,135,426.93	
	560,195,426.93	993,330,000.00

A

46,600 2014 12 31 6,000

B

5,000

2014 12 31 2,000

C

23,000 2014 12 31 10,000

D

5,000 2014 12 31 5,000

E

10,000 2014 12 31 0

13,342,000.00

F

6,000 2014 12

31 0 8,059,015.68

G

4,000

2014 12 31 0 1,489,594.50

A

5

80,000,000

140,000 50,000) 2014 12 31

12,000 2,523

B

4,000,000

10,000 2014 12 31 3,000

C

15,626

20,000

2014 12 31 15,626

D

12,000,000

30,000 2014

12 31 0 5,761.60

E

405

280 2014 12 31 280

21,135,426.93

18

		0.00
	129,140,836.63	95,086,018.70
	129,140,836.63	95,086,018.70

0.00

19
1

	182,961,292.73	171,239,784.52
	42,045,934.36	15,359,581.88
	35,054,978.10	14,986,104.80
	6,653,388.31	1,897,069.90
	1,491,425.47	1,054,855.52
	899,921.38	2,858,080.14
	2,659,157.87	2,444,776.84
	271,766,098.22	209,840,253.60

2
1

--	--	--

1 8,965,508.00

20

1

	157,245,031.36	159,780,473.93
	58,399,038.61	52,818,480.52
	215,644,069.97	212,598,954.45

2

1

	74,781,779.34	
	74,781,779.34	--

21

1

	8,316,582.99	365,268,580.21	351,104,429.51	22,480,733.69
-	-4,413.41	31,681,209.61	31,149,241.43	527,554.77

	8,312,169.58	396,949,789.82	382,253,670.94	23,008,288.46
--	--------------	----------------	----------------	---------------

2

1	7,322,810.22	312,295,785.82	298,615,181.67	21,003,414.37
2		13,069,445.05	13,069,445.05	
3	55,743.10	14,824,949.36	14,663,072.58	217,619.88
	75,545.24	13,030,350.70	12,881,535.62	224,360.32
	-14,285.05	962,056.13	958,469.54	-10,698.46
	-5,517.09	832,542.53	823,067.42	3,958.02
4	274,794.56	17,758,706.88	17,547,612.96	485,888.48
5	663,235.11	7,319,693.10	7,209,117.25	773,810.96
6	0.00	0.00	0.00	0.00
7	0.00	0.00	0.00	0.00
	8,316,582.99	365,268,580.21	351,104,429.51	22,480,733.69

3

1	53,131.90	30,177,965.47	29,651,475.95	579,621.42

22

	79,412,111.25	90,253,713.92
	15,284,750.65	6,785,656.01
	55,427,244.63	63,392,469.14
	3,862,883.84	1,587,307.35
	4,947,426.32	3,923,783.62
	4,578,551.63	4,244,415.31
	194,326.15	562,256.42
	154,911.22	253,776.62
	138,008.93	388,310.71
	164,000,214.62	171,391,689.10

23

	7,879,258.80	5,210,163.19
	7,879,258.80	5,210,163.19

24

	2,384,400.00	
	2,384,400.00	

25

1

	124,457,334.34	77,352,262.49
	60,884,597.44	24,584,927.11
	4,948,199.55	2,570,976.78
	7,968,324.93	11,096,404.49
	198,258,456.26	115,604,570.87

2

1

	52,056,855.46	
	52,056,855.46	--

1

52,056,855.46

26

	600,000.00			600,000.00	1
		3,328,936.00	565,896.54	2,763,039.46	2
	600,000.00	3,328,936.00	565,896.54	3,363,039.46	--

		1,000,000.00			1,000,000.00	
	13,430,000.00	22,956,000.00	2,686,000.00		33,700,000.00	--

1 2013 11

13,430,000.00

2

2014 1

21,956,000.00

3

2014 12

2014

1,000,000.00

28

	69,010,890.00	86,836,053.11
	69,010,890.00	86,836,053.11

29

		+					

	359,836,000.00	56,967,553.00			-476,917.00	56,490,636.00	416,326,636.00
--	----------------	---------------	--	--	-------------	---------------	----------------

1

2013

A

698,000 1.00 12.80 8,934,400.00

698,000.00 8,236,400.00

(2014) 110ZC0171

2

2013

[2014]590

2014 8 8 56,269,553 1.00 22.63

1,273,379,984.39 19,100,699.77

1,254,279,284.62 3,050,304.55 1,251,228,980.07

56,269,553.00 1,194,959,427.07

(2014) 110ZC0186

3

2013

476,917 1.00

2014 9 30

(2014) 110ZC0243

30

	459,960,217.06	1,203,195,827.07	2,780,426.11	1,660,375,618.02
	83,142,590.10	67,948,419.35		151,091,009.45

	543,102,807.16	1,271,144,246.42	2,780,426.11	1,811,466,627.47
--	----------------	------------------	--------------	------------------

1			A	698,000
	698,000.00	8,236,400.00	-	
2		56,269,553		56,269,553.00
	1,194,959,427.07	-		
3				476,917
	-	2,780,426.11		
4				
	67,391,030.58			
	557,388.77			

31

	86,836,053.11	8,934,400.00	26,759,563.11	69,010,890.00
	86,836,053.11	8,934,400.00	26,759,563.11	69,010,890.00

1			A	
	698,000	12.80		
		-		
2				
	23,502,220.00			
	3,257,343.11			

3

476,917

0.11%

16.58%

32

	57,317,916.51	22,422,237.47	79,740,153.98
	57,317,916.51	22,422,237.47	79,740,153.98

2014

2014

10%

33

	715,821,902.20	439,283,860.59
	715,821,902.20	439,283,860.59
	576,550,564.08	358,496,468.13
	22,422,237.47	13,254,426.52
	71,967,200.00	68,704,000.00
	1,197,983,028.81	715,821,902.20

1)

-4, 689, 146. 87

- 2) 0.00
- 3) 0.00
- 4) 0.00
- 5) 0.00

34

	4,970,783,295.60	3,193,558,786.28	3,873,291,406.71	2,581,817,765.24
	35,140,377.00	28,364,621.14	29,335,458.80	1,803,908.88
	5,005,923,672.60	3,221,923,407.42	3,902,626,865.51	2,583,621,674.12

35

	43,067,890.81	33,394,155.99
	15,350,247.39	11,003,818.46

	168,462,990.04	126,870,284.82
	144,805,472.35	151,380,983.12
	43,378,437.45	24,359,581.28
	32,169,556.84	25,665,377.07
	24,205,375.12	29,090,926.58
	22,469,326.06	13,770,584.80
	14,591,804.41	10,219,982.09
	5,040,543.34	2,618,604.94
	4,226,915.62	2,881,927.57
	18,049,691.40	12,488,394.54
	477,400,112.63	399,346,646.81

37

	168,930,276.52	113,407,131.24
	118,827,502.11	98,916,127.33
	67,662,710.73	30,388,772.50
	25,408,446.07	19,429,019.95
	19,443,158.45	14,507,611.22
	15,988,908.94	10,610,032.80
	11,950,141.15	9,018,638.71
	11,351,633.45	5,164,685.46

	9,282,396.48	8,494,378.33
	8,977,643.12	5,235,515.38
	6,829,528.73	3,277,045.97
	5,222,337.42	2,437,259.48
	5,039,593.69	5,353,012.87
	3,525,456.21	2,206,979.44
	3,107,702.31	3,177,494.85
	31,121,506.85	23,553,524.88
	512,668,942.23	355,177,230.41

38

	55,349,252.82	68,360,304.58
	6,364,674.89	4,341,729.05
	6,032,171.33	-4,341,729.05
	-47,957.96	163,304.21
	1,873,147.84	5,132,887.32
	56,841,939.14	69,314,767.06

39

	44,479,473.91	32,282,938.74

	80,784.21	-1,194,906.11
		1,689,605.75
	44,560,258.12	32,777,638.38

40

	85,254.46	386,559.42	85,254.46
	85,254.46	386,559.42	85,254.46
	27,399,092.00	29,605,013.23	27,399,092.00
	681,271.23	227,680.35	681,271.23
	239,089.09	563,644.60	239,089.09
	161.01	9.57	161.01
	165,674.10		165,674.10
	28,570,541.89	30,782,897.60	

			/
	6,353,600.00	12,964,575.00	
	3,100,000.00		
	2,686,000.00		
	2,271,000.00		
2014	2,000,000.00		
2014	1,400,000.00		
2013	1,087,000.00		

	1,000,000.00	667,000.00	
	1,000,000.00		
	800,000.00	279,900.00	
	595,000.00		
	503,500.00		
2014	500,000.00		
2014	500,000.00		
2013	478,716.00		
2014	420,000.00		
13	350,000.00		
	300,000.00	300,000.00	
2013	200,000.00		
2014	200,000.00		
	150,000.00		
	150,000.00	1,020,000.00	

2014	150,000.00		
	143,001.00		
	100,000.00		
	100,000.00		
2014	100,000.00		
	100,000.00		
	100,000.00		
	82,900.00	2,202,020.00	
	79,150.00	48,960.00	
2014	55,000.00		
	50,000.00		
	40,000.00	30,000.00	
	34,390.00		
	30,000.00		
	21,600.00		
	20,000.00		
	20,000.00		

	20,000.00	15,000.00	
	20,000.00		
	18,695.00		
2013	16,500.00		
	16,000.00		
	11,640.00		
	10,000.00		
	10,000.00		
	5,400.00		
		7,630,000.00	
		1,035,000.00	

		165,059.36	
		150,000.00	
2013		150,000.00	
2012		141,021.60	
		120,000.00	
2013		96,926.00	
		60,000.00	
		50,000.00	
		50,000.00	
		50,000.00	
		44,009.27	
2012		40,000.00	
2012		10,000.00	
		10,000.00	
		8,000.00	
		5,000.00	
2012		5,000.00	
	27,399,092.00	29,605,013.23	--

43

	477,860.40	1,827,770.10	477,860.40
	335,777.62	1,817,349.77	335,777.62
	142,082.78	10,420.33	142,082.78
	152,150.00	205,401.40	152,150.00
	328,990.22	50,511.84	328,990.22
		5,629.65	
	959,000.62	2,089,312.99	

44

1

	81,084,634.42	86,113,042.42
	-12,191,989.82	-12,467,149.28
	68,892,644.60	73,645,893.14

2

	651,465,586.69

/	97,719,838.00
	3,777,929.73
	-17,043,522.13
	-3,969,109.78
	-2,875,912.65
	5,221,226.23
-	-13,937,804.80
	68,892,644.60

45

1

	106,179,597.06	111,960,486.80
	24,713,092.00	27,996,428.96
	24,768,589.11	10,997,549.84
	579,055.77	131,004.34
	161.01	9.57
	156,240,494.95	151,085,479.51

2

--	--	--

	539,749,217.02	412,322,185.09
	30,490,387.06	79,253,531.67
	40,117,966.59	32,427,257.41
	152,150.00	205,401.40
	328,990.22	50,511.84
	610,838,710.89	524,258,887.41

3

	22,956,000.00	14,030,000.00
	6,364,674.89	4,341,729.05
	3,328,936.00	
	2,896,638.08	
	35,546,248.97	18,371,729.05

4

	665,330.04	
	665,330.04	

5

	21,786,951.71	5,475,571.70
		3,924,527.01
	21,786,951.71	9,400,098.71

6

	28,006,313.08	19,898,237.38
	3,920,949.20	
	1,873,147.84	5,132,887.32
	33,800,410.12	25,031,124.70

46
1

1	--	--
	582,572,942.09	364,960,674.68
	44,560,258.12	32,777,638.38
	74,386,610.26	47,772,792.99
	5,222,337.42	2,437,259.48
	1,441,995.07	2,076,587.83

	392,605.94	1,441,210.68
	-67,380.00	
	56,833,173.43	69,314,767.06
	-3,947,862.76	-3,000,000.00
	-12,191,989.82	-12,467,149.28
	0.00	
	-136,395,937.25	28,625,082.63
	-488,079,531.22	-453,736,194.44
	176,878,383.96	174,432,750.21
	49,455,911.65	8,959,064.93
	351,061,516.89	263,594,485.15
2	--	--
3	--	--
	802,739,163.53	279,774,302.41
	279,774,302.41	314,504,413.40
	522,964,861.12	-34,730,110.99

2

	--

	2,896,638.08
	--
	2,896,638.08
	--
	-2,896,638.08

3

48

1

	5,662.53	6.1190	34,649.02
	0.94	7.4556	7.01
	15.00	0.7889	11.83
	306.13	6.1190	1,873.21
	391,657.32	7.4556	2,920,040.31
	2,161,475.48	6.1190	13,226,068.46
	7,550.15	7.4556	56,290.90

2

1

1

--	--

	2014 09 03	173,098.20	100.00%		2014 09 03		37,611,609.9 4	1,515,160.33

2

							173,098.20
							173,098.20
							338,772.30
							-165,674.10

3

							27,344,039.51	27,344,039.51
							698,498.93	698,498.93
							698,498.93	698,498.93
							27,703,766.14	27,703,766.14
							338,772.30	338,772.30
							338,772.30	338,772.30

				100.00%		
				100.00%		
				100.00%		
				100.00%		
				100.00%		
				100.00%		
				100.00%		
				100.00%		
				100.00%		
				100.00%		

				100.00%		
				100.00%		
				100.00%		
				100.00%		

2

	6.03%	6,022,378.01		25,694,953.37

3

	746,617,	161,804,	908,421,	481,703,	600,000.	482,303,	621,649,	153,056,	774,705,	452,627,	600,000.	453,227,	
	371.49	332.21	703.70	073.96	00	073.96	280.27	426.48	706.75	077.78	00	077.78	

1

	96,921.85	41,407.27
	96,921.85	41,407.27
	62,920.63	108,016.61

56,019.54	99,333.00
6,901.09	8,683.61
34,001.22	
	-66,609.34

2014 12 31

3%	-33.63	4%	0.07
-3%	33.63	-4%	-0.07
7%	17.04	7%	-7.07
-7%	-17.04	-7%	7.07
7%	0.01	7%	0.01
-7%	-0.01	-7%	-0.01

4

28.02%

2013 26.94%

21.40% 2013 24.13%

3

2014 12 31

178,970.42 2013 12 31 137,953.45

	96,921.85	-	-	96,921.85
	6.74	-	-	6.74
	25,664.36	-	-	25,664.36
	166,439.01	1,918.39	1,590.33	169,947.73
	6,572.67	925.44	812.80	8,310.91
	2,985.47	-	-	2,985.47
	298,590.10	2,843.83	2,403.13	303,837.06
	56,019.54	-	-	56,019.54
	12,914.08	-	-	12,914.08
	27,176.61	-	-	27,176.61
	2,300.83	-	-	2,300.83
	787.93	-	-	787.93
	238.44	-	-	238.44
	19,825.85	-	-	19,825.85
	3,668.41	3,009.32	223.36	6,901.09
	122,931.69	3,009.32	223.36	126,164.37

41,407.27	-	-	41,407.27
-	-	-	-
5,844.76	-	-	5,844.76
129,554.47	2,148.59	1,781.17	133,484.23
5,635.45	362.10	497.66	6,495.21
3,196.39	-	-	3,196.39
185,638.34	2,510.69	2,278.83	190,427.86
99,333.00	-	-	99,333.00
9,508.60	-	-	9,508.60
20,984.03	-	-	20,984.03
831.22	-	-	831.22
521.02	-	-	521.02
-	-	-	-
11,560.46	-	-	11,560.46
1,782.52	3,668.41	3,232.68	8,683.61
144,520.85	3,668.41	3,232.68	151,421.94

2

2014 12

31

32.66% 2013 12 31 54.31%

203

1

	--	--	--	--
	67,380.00			
	--	--	--	--

2

3

4

5

6

7

8

9

1

32.82%

2

3

	6.42%

4

1

	50,000,000.00	2014	06	05
	230,000,000.00	2013	12	16
	60,000,000.00	2014	01	09
	90,000,000.00	2013	09	04
	50,000,000.00	2014	06	06
	50,000,000.00	2014	06	09
	100,000,000.00	2014	03	07
	30,000,000.00	2013	11	14
	15,000,000.00	2013	11	08
	60,000,000.00	2012	12	30
	80,000,000.00	2014	06	01
	40,000,000.00	2014	09	05
	20,000,000.00	2014	05	08

--	--	--	--	--

	40,000,000.00	2014 01 14		
	466,600,000.00	2014 06 12		
	50,000,000.00	2014 01 07		
	100,000,000.00	2013 10 10		
	50,000,000.00	2014 06 10		

.98.02 EMC a5 66.94 0A /P << 48 28.02 635.02 627.48Q << /MC D 105 6150.98 1.14 28.0 28.02 6150.98 1.14 28.02 6D 105 6152.6 627.4 95.3 28.02 W h31P <<

	698,000.00
	3,917,083.00
	476,917.00
	6.83
	4 8
	12.80 5 7

1

2013

A 1,800

1,730.20

69.80

1,631.60

2

2013

A 69.80

3

2013

47.6917

1.00

2

	20	20
--	----	----

1,000

80,000,000.00

451,410,500.00

2014 12

2

1

2014 12 31

5,000

5,000

5,000

10,000

10,000

3,000

1,500

6,000

8,000

4,000

2,000

87500

2014 12 31

2

1

1

1

2

1

2

2

	4,105,878,511.48	1,509,634,549.67	-609,589,388.55	5,005,923,672.60
	3,496,289,122.93	1,509,634,549.67	-	5,005,923,672.60
	609,589,388.55	-	-609,589,388.55	-
	4,063,308,817.43	1,508,730,334.88	-601,255,856.71	4,970,783,295.60
	2,603,454,319.14	1,228,058,476.83	-609,589,388.55	3,221,923,407.42
	2,567,200,423.00	1,227,614,219.99	-601,255,856.71	3,193,558,786.28
	948,635,221.43	215,526,241.09	-	1,164,161,462.52
/()	552,815,578.37	67,023,224.29	-	619,838,802.66

	4,319,687,405.33	1,113,033,184.80	-334,748,537.04	5,097,972,053.09
	1,228,136,310.95	707,195,097.35	-256,980,428.95	1,678,350,979.35
				-
				-
1.	531,422,564.08	3,867,198.47	-	535,289,762.55
2.	78,727,039.20	2,323,903.55	-	81,050,942.75
3.	-	-	-	-
4.	18,293,956.40	26,266,301.72	-	44,560,258.12
	3,292,605,007.80	1,104,833,505.30	-494,811,647.59	3,902,626,865.51
	2,797,793,360.21	1,104,833,505.30	-	3,902,626,865.51
	494,811,647.59	-	-494,811,647.59	-
	3,264,999,020.16	1,103,104,034.14	-494,811,647.59	3,873,291,406.71
	2,150,737,831.71	927,695,490.00	-494,811,647.59	2,583,621,674.12
	2,126,389,400.91	927,695,490.00	-494,811,647.59	2,559,273,243.32
	753,680,147.72	158,412,060.46	-	912,092,208.18
/()	388,187,028.37	18,725,954.84	-	406,912,983.21
	3,045,126,148.02	749,311,134.41	-303,383,999.17	3,491,053,283.26
	1,662,239,025.77	395,495,618.76	-145,494,771.93	1,912,239,872.60
	361,194,907.88	4,825,269.21	-	366,020,177.09
	49,678,624.40	2,608,015.90	-	52,286,640.30
	-	-	-	-

	9,142,249.78	23,635,388.60	-	32,777,638.38
--	--------------	---------------	---	---------------

2

	2,724,083,482.36	2,177,411,061.04		
	1,285,690,874.07	1,060,740,208.05		
	757,490,897.05	536,663,216.58		
	203,518,042.12	98,476,921.04		
	35,140,377.00	29,335,458.80		
	5,005,923,672.60	3,902,626,865.51		

	4,991,916,454.6	832,523.17	13,174,694.8	-	5,005,923,672.
	2		1		60

	3,891,866,062.19	2,549,074.56	8,211,728.76	-	3,902,626,865.51
--	------------------	--------------	--------------	---	------------------

3

1	2013 12 09	700,000	2013 12 09
	365		

			365	
2	2014 03 13		298,400	
		365		2014 03 13
3	2014 03 17		176,100	
		365		2014 03 17
4	2014 6 11			
4,000,000			4,000,000	
	2014 6 11			
	2014 6 11			
5	2014 7 24		1,550,000	
		365		2014 7 24
6	2014 07 28		630,000	
		365		2014 07 28

A yÀ ì C,0HC† Äp\ - €DB Â " ñ ñV #•b Â " •/ f Ç - X x2p, , (-9L€CS +D (\$! c 6 (Î*6@ 6Ñ5€ ì,«F'É@@œ j

7	2014	8	5	5,850,000	
			359		2014 8
5					

	750,552, 264.94	99.82%	43,298,5 01.54	5.77%	707,253,7 63.40	678,896 ,486.24	99.80%	38,882,25 5.64	5.73%	640,014,23 0.60
	1,385,64 4.35	0.18%	1,385,64 4.35	100.00%	0.00	1,385,6 44.35	0.20%	1,385,644 .35	100.00%	0.00

2

4,990,851.47

0

3

	574,605.57

4

441,516,781.10

58.72%

13,642,599.73

2

1

	1,130,330.80	0.16%	1,130,330.80	100.00%	0.00	1,130,330.80	0.26%	1,130,330.80	100.00%	0.00
	719,049,383.84	100.00%	3,107,563.25	0.43%	715,941,820.59	429,072,921.93		2,363,154.75		426,709,767.18

1

22,965,734.80

1,148,286.74

2

744,408.50

0.00

3

	689,182,615.69	412,501,801.49
	11,900,690.70	6,899,792.82
	10,358,410.29	976,085.70
	6,413,078.06	8,543,224.42
	1,194,589.10	152,017.50
	719,049,383.84	429,072,921.93

4

A		275,859,647.21	1	38.36%	
B		177,787,431.33	1	24.73%	
C		147,082,634.51	1	20.45%	
D		39,215,874.07	1	5.45%	
E		8,960,257.99	1	1.25%	

	--	648,905,845.11	--	90.24%	
--	----	----------------	----	--------	--

3

	1,301,260,905.08		1,301,260,905.08	1,080,450,579.38		1,080,450,579.38
	1,301,260,905.08		1,301,260,905.08	1,080,450,579.38		1,080,450,579.38

1

--	--	--	--	--	--

	1,080,450,579.38	220,810,325.70		1,301,260,905.08		

2

3

1

5,000

2014 12 31

2

17.31

100%

3

13,000

4

7,000

5

500

2014 12 31

6

4

	3,030,122,577.45	2,227,317,852.30	2,525,766,534.15	1,870,744,305.53
	570,292,184.38	568,628,694.02	324,132,675.45	318,339,171.05
	3,600,414,761.83	2,795,946,546.32	2,849,899,209.60	2,189,083,476.58

5

	-552,137.24	
	-552,137.24	

1

	-392,605.94	
	27,399,092.00	
	165,674.10	
	67,380.00	
	439,381.11	

	-552,137.24	
	3,709,949.16	
	136,739.09	
	23,280,095.78	--

1

1

2

		/	/
	25.32%	1.59	1.50
	24.29%	1.52	1.44

3

2014

2

2013 1 1 2013

12 31

	2013 1 1	2013 12 31	2014 12 31



416,874,983.70

	103,451,543.32	95,086,018.70	129,140,836.63
	170,325,920.56	209,840,253.60	271,766,098.22
	194,537,700.87	212,598,954.45	215,644,069.97
	6,900,175.73	8,312,169.58	23,008,288.46
	82,659,968.96	171,391,689.10	164,000,214.62
	5,025,000.00	5,210,163.19	7,879,258.80
			2,384,400.00

	12,761,533.31	19,350,445.97	25,660,221.97
	1,257,345,344.66	1,608,593,018.73	3,462,165,778.23
	2,811,357,044.13	3,520,832,891.33	5,141,218,866.06

2014